




**Prices effective
May 1, 2012**

Multi-Mount Air Cylinders




Features

- Light weight, compact body saves space.
- Hard anodized aluminum for corrosion resistance.
- Hard chrome plated steel piston rod.
- Rectangular design presents multiple mounting surfaces: front end, back end, sides and bottom.
- Magnetic piston is available for all bores sizes facilitating convenient electronic position sensing.
- 4 extruded slots enable sensor mounting on top or bottom surface of cylinder.

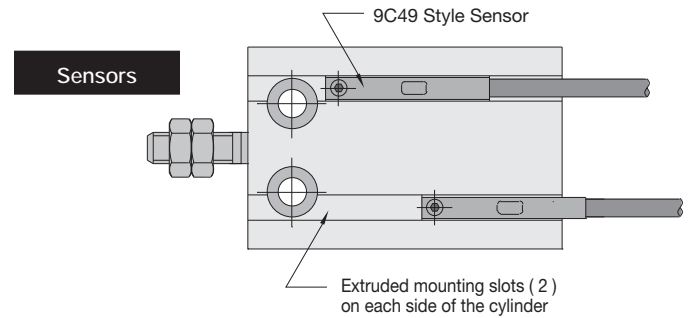


How to order

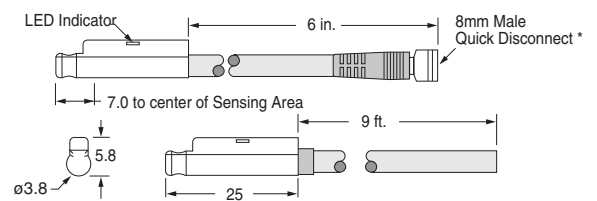
FJU	R	25 x	50
Series	With Magnet	Bore (mm)	Stroke (mm)
Standard type		$\varnothing 6$ $\varnothing 10$ $\varnothing 16$ $\varnothing 20$ $\varnothing 25$ $\varnothing 32$	5~30mm 5~30mm 5~30mm 5~50mm 5~50mm 5~50mm



For position sensing specify "R" for magnetic piston. Then order sensor(s) and/or cordsets separately from the tables at the top of page 3.



9C49 style sensors feature surge suppression, polarity protection, LED indicator, and extremely fast switching speeds. They slide into mating 4mm keyhole slots on either side of the cylinder housing and are easily positioned and locked in place with a set screw. They are offered in two styles: a quick connect style with a 6 inch pigtail and male connector, or a prewired style with a 9 foot lead.



Female Cordsets are available in 3 pin configuration in 1, 2 & 5 meter lengths. Order sensors and cordsets separately from the tables on page 3.

Specifications

Series	FJU	FJUR
Action	Double acting	Magnetic double acting
Bore size (mm)	$\varnothing 16, \varnothing 20, \varnothing 25, \varnothing 32$	$\varnothing 6, \varnothing 10, \varnothing 16, \varnothing 20, \varnothing 25, \varnothing 32$
Operating media	Compressed air	
Min. operating pressure	25psi	
Max. operating pressure	150psi	
Temperature range	-10°C (14°F) ~ + 70°C (158°F)	
Cushion	Rubber bumper	
Lubrication	None required or use ISO VG32	
Stroke tolerance (mm)	+1.0 / -0	

Specifications and prices subject to change without notice or incurring obligation.

Standard strokes (mm)

Stroke \ Bore	5	10	15	20	25	30	40	50
$\varnothing 6$	●	●	●	●	●	●		
$\varnothing 10$	●	●	●	●	●	●		
$\varnothing 16$	●	●	●	●	●	●		
$\varnothing 20$	●	●	●	●	●	●	●	●
$\varnothing 25$	●	●	●	●	●	●	●	●
$\varnothing 32$	●	●	●	●	●	●	●	●

Price list


Model	Standard Stroke (mm)							
	5	10	15	20	25	30	40	50
FJUR6	\$27.30	\$27.30	\$27.30	\$28.15	\$28.15	\$28.15	-	-
FJUR10	27.30	27.30	27.30	28.15	28.15	28.15	-	-
FJU16	25.60	25.60	25.60	26.45	26.45	26.45	-	-
FJUR16	32.35	32.35	32.35	33.20	33.20	33.20	-	-
FJU20	26.90	26.90	26.90	27.50	27.50	27.50	\$28.15	\$28.75
FJUR20	33.60	33.60	33.60	34.25	34.25	34.25	35.70	36.75
FJU25	30.25	30.25	30.25	31.50	31.50	33.35	35.20	38.00
FJUR25	38.20	38.20	38.20	39.25	39.25	39.25	40.95	43.15
FJU32	35.70	35.70	35.70	39.00	39.00	42.70	46.40	49.15
FJUR32	44.10	44.10	44.10	47.05	47.05	49.25	53.05	55.85

9C49 Sensors



Specifications are shown in the sensor selection guide below. Order sensors and cordsets separately.

***Quick disconnect style** sensors are supplied with male connector on a six inch pigtail.



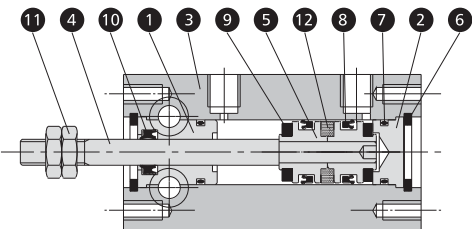
Female Cord	Part No.	Price
Sets 1 Meter	CFC-1M	\$15.05
2 Meters	CFC-2M	16.85
5 Meters	CFC-5M	21.30

Sensor Selection Guide – Electrical Characteristics							Part Numbers and Prices			
Sensor Type	Function	Switching Voltage	Switching Current	Switching Power	Switching Speed	Voltage Drop	Prewired 9 ft.		Quick connect	
							Part No.	Price	Part No.	Price
Electronic LED and Sourcing	PNP Normally Open	5-28 VDC	0.2 Amp max.	6 Watts max.	1.5 μ s operate 0.5 μ s release	0.5 Volts	9C49-000-031	\$28.65	9C49-000-331	\$33.25
Electronic LED and Sinking	NPN Normally Open	5-28 VDC	0.2 Amp max.	6 Watts max.	1.5 μ s operate 0.5 μ s release	0.5 Volts	9C49-000-032	28.65	9C49-000-332	33.25

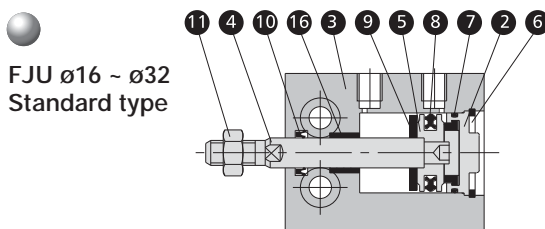
All sensors feature surge suppression, polarity protection, LED indicator, and extremely fast switching speeds.

Construction

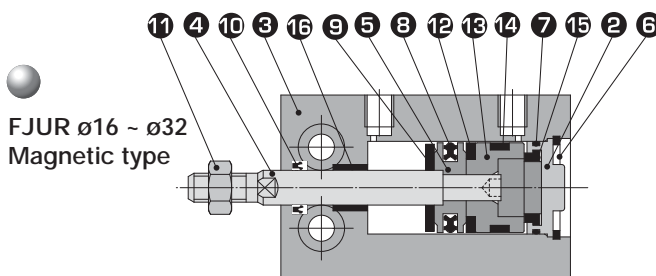
FJUR ϕ 6 ~ ϕ 10
Magnetic type



FJU ϕ 16 ~ ϕ 32
Standard type



FJUR ϕ 16 ~ ϕ 32
Magnetic type



Parts list

Item	Part name	Material
1	Front cover	Hard anodized aluminum alloy
2	Rear cover	Anodized aluminum alloy
3	Body	Hard anodized aluminum alloy
4	Piston rod	Hard chrome plated steel
5	Piston	Aluminum alloy
6	Snap ring	Carbon steel
7	O-Ring	Nitrile Buna-N
8	Seal	Nitrile Buna-N

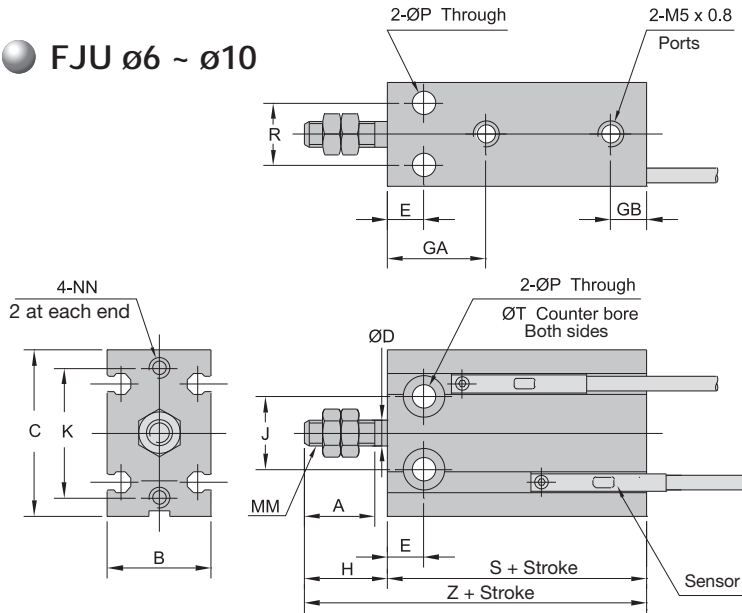
Item	Part name	Material
9	Bumper	Polyurethane
10	Seal	Nitrile – Buna N
11	Hexagonal nut	Carbon steel
12	Magnet	Rubber bonded barium ferrite
13	Magnetic piston	Aluminum alloy
14	Wear ring	Acetal
15	Bumper	Polyurethane
16	Bushing	Oil free sintered bronze

FJU Series

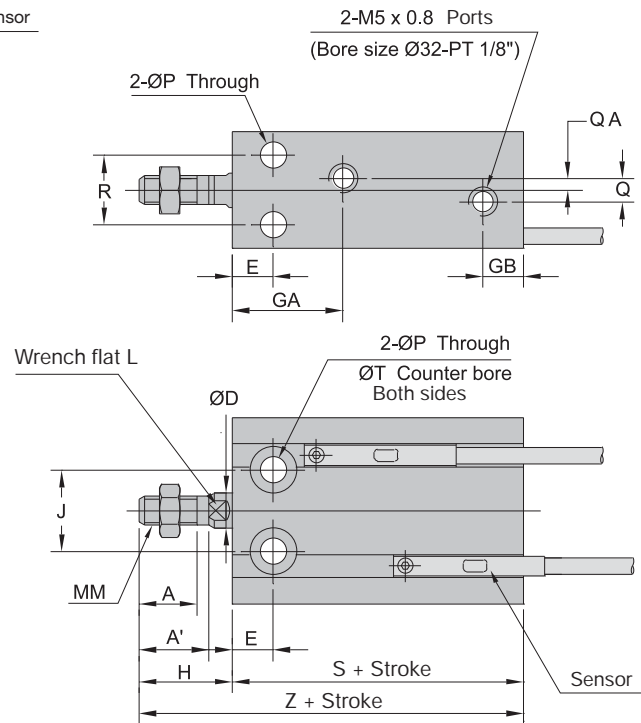
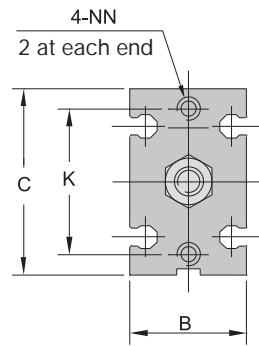
Multi-mount Cylinders - Dimensions

Dimensions (mm)

FJU $\varnothing 6 \sim \varnothing 10$



FJU $\varnothing 16 \sim \varnothing 32$



Weights (g)


Model	Standard Stroke (mm)							
	5	10	15	20	25	30	40	50
FJUR6	27	35	38	41	44	47	-	-
FJUR10	41	50	54	58	62	66	-	-
FJU16	50	56	62	68	74	80	-	-
FJUR16	75	86	92	98	104	110	-	-
FJU20	95	106	117	128	139	150	172	194
FJUR20	128	143	154	165	176	187	209	231
FJU25	176	193	210	227	244	261	295	329
FJUR25	230	252	269	286	303	320	354	388
FJU32	262	286	310	334	358	382	430	478
FJUR32	335	364	388	412	436	460	508	556

Bore Size (mm)	A	A'	B	C	ØD	E	GA	GB	J	K	L	MM	NN	ØP	Q	QA	R	ØT	H	Standard type		Magnetic type	
																				S	Z	S	Z
Ø6	7	-	13	22	3	7	15	10	10	17	-	M3x0.5	M3x0.5 dp5	3.2	-	-	7	Ø6 dp 4.8	13	-	-	33	46
Ø10	10	-	15	24	4	7	15.5	10	11	18	-	M4x0.7	M3x0.5 dp6	3.2	-	-	9	Ø6 dp 4.8	16	-	-	36	52
Ø16	10.5	12	20	32	6	7	17	10	14	25	5	M5x0.8	M4x0.7 dp6	4.5	5	2.5	12	Ø7.6 dp 6.5	16	30	46	40	56
Ø20	13	15	26	40	8	9	20	11	16	30	7	M6x1.0	M5x0.8 dp7	5.5	9	4.5	16	Ø9.3 dp 8	19	36	55	46	65
Ø25	15	17	32	50	10	10	21.5	11.5	20	38	8	M8x1.25	M5x0.8 dp7	5.5	9	4.5	20	Ø9.3 dp 9	23	40	63	50	73
Ø32	20	22	40	62	12	11	22.5	13	24	48	10	M10x1.25	M6x1.0 dp9	6.6	13.5	4.5	24	Ø11 dp 11.5	27	42	69	52	79

Specifications and prices subject to change without notice or incurring obligation.

Description

- FJUK Series has all the features of the FJU series plus a superior nonrotating feature.
- For applications such as package placement, figure stamping, and any application where anti-rotation and registration are critical as the piston extends and retracts.
- A guide block is securely attached to the piston rod. A steel guide shaft, attached to the guide block, assures anti-rotation less than 0.8°.



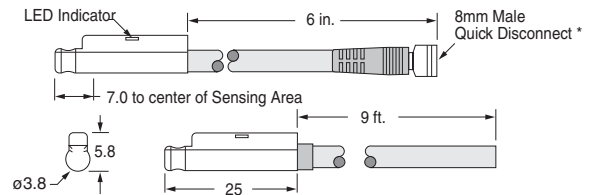
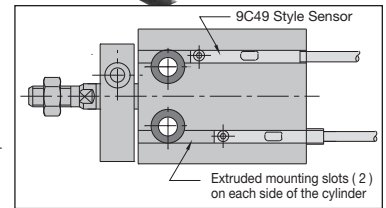
How to order

FJUK	R	25	x	50
Series	With Magnet	Bore (mm)		Stroke (mm)
Standard type		ø6		5-30mm
		ø10		5-30mm
		ø16		5-30mm
		ø20		5-50mm
		ø25		5-50mm
		ø32		5-50mm

For position sensing specify "R" for magnetic piston. Then order sensor(s) and/or cordsets separately from the tables at the top of page 3.

Sensors

9C49 style sensors feature surge suppression, polarity protection, LED indicator, and extremely fast switching speeds. They slide into mating 4mm keyhole slots on either side of the cylinder housing and are easily positioned and locked in place with a set screw. They are offered in two styles: a quick connect style with a six inch pigtail and male connector, or a pre-wired style with a 9 foot lead.



Female Cordsets are available in 3 pin configuration in 1, 2 & 5 meter lengths. Order sensors and cordsets separately from the tables on page 3.

Specifications

Series	FJUK	FJUKR
Action (non-rotating)	Double acting	Magnetic double acting
Bore size (mm)	ø16, ø20, ø25, ø32	ø6, ø10, ø16, ø20, ø25, ø32
Operating media	Compressed air	
Min. operating pressure	0.3Mpa(3kgf/cm ²) 43psi	
Max. operating pressure	0.7Mpa(7.1kgf/cm ²)100psi	
Speed range	50 ~ 500 mm/s	
Temperature range	-10°C(14°F) ~ + 70°C(158°F)	
Cushion	Rubber bumper	
Lubrication	None required or use ISO VG32	
Non-rotating accuracy	±0.8°(ø6-ø16)	±0.5°(ø20-ø32)
Stroke tolerance (mm)	+1.0 / - 0	

Standard strokes (mm)

Stroke \ Bore	5	10	15	20	25	30	40	50
ø6	●	●	●	●	●	●		
ø10	●	●	●	●	●	●		
ø16	●	●	●	●	●	●		
ø20	●	●	●	●	●	●	●	
ø25	●	●	●	●	●	●	●	●
ø32	●	●	●	●	●	●	●	●

Specifications and prices subject to change without notice or incurring obligation.

Price list

Model	Standard Stroke (mm)							
	5	10	15	20	25	30	40	50
FJUKR6	\$35.85	\$35.85	\$35.85	\$36.55	\$36.55	\$36.55	-	-
FJUKR10	38.45	38.45	38.45	39.15	39.15	39.15	-	-
FJUK16	35.85	35.85	35.85	36.95	36.95	36.95	-	-
FJUKR16	40.30	40.30	40.30	41.60	41.60	41.60	-	-
FJUK20	38.10	38.10	38.10	40.30	40.30	40.30	\$41.50	\$42.60
FJUKR20	44.85	44.85	44.85	47.05	47.05	47.05	48.20	49.30
FJUK25	45.60	45.60	45.60	49.25	49.25	49.25	51.60	52.80
FJUKR25	51.30	51.30	51.30	54.45	54.45	54.45	56.00	58.30
FJUK32	49.10	49.10	49.10	50.20	50.20	50.20	52.65	55.85
FJUKR32	57.80	57.80	57.80	59.15	59.15	59.15	61.65	64.85

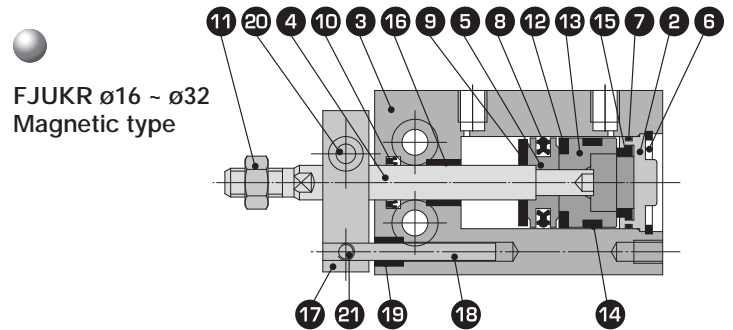
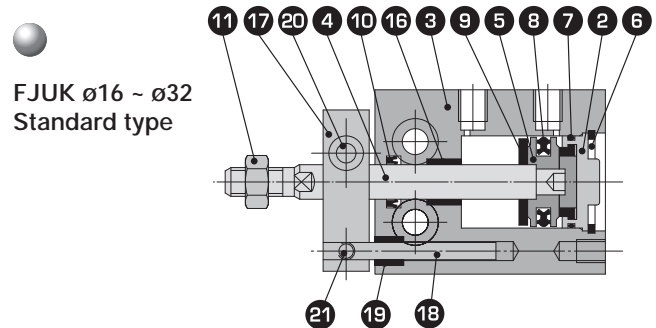
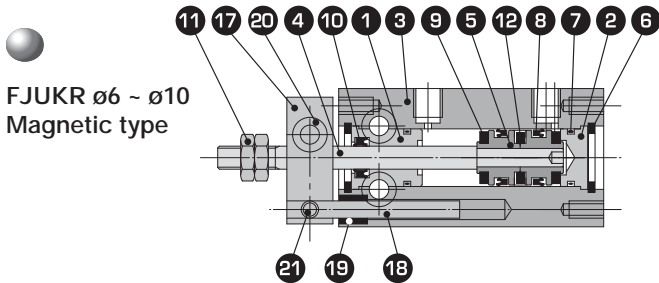
9C49 Sensors



Specifications are shown in the sensor selection guides at the price tables on page 3.

Please order sensors and female cordsets separately from those charts.

Construction



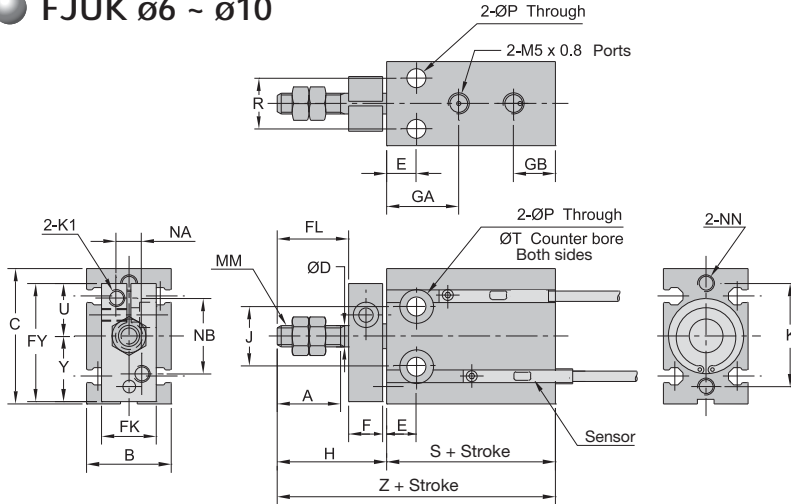
Parts list

Item	Part name	Material
1	Front cover	Hard anodized aluminum alloy
2	Rear cover	Anodized aluminum alloy
3	Body	Hard anodized aluminum alloy
4	Piston rod	Hard chrome plated steel
5	Piston	Aluminum alloy
6	Snap ring	Carbon steel
7	O-Ring	Nitrile Buna-N
8	Seal	Nitrile Buna-N
9	Bumper	Polyurethane
10	Seal	Nitrile - Buna N
11	Hexagonal nut	Carbon steel

Item	Part name	Material
12	Magnet	Rubber bonded barium ferrite
13	Magnetic piston	Aluminum alloy
14	Wear ring	Acetal
15	Bumper	Polyurethane
16	Bushing	Oil free sintered bronze
17	Non-rotating plate	Anodized aluminum
18	Guide rod	Dowel pin
19	Bushing	Oil free sintered bronze
20	SHCScrew	Carbon steel
21	Set screw	Carbon steel

Dimensions (mm)

FJUK $\varnothing 6 \sim \varnothing 10$

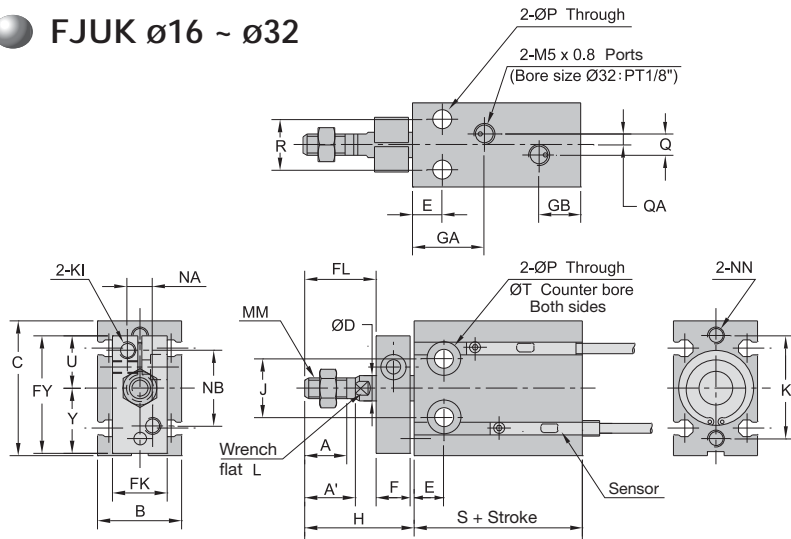


Bore	A	A'	B	C	øD	E	F	FL	FK	FY
$\varnothing 6$	7	-	13	22	3	7	8	9	11	20.5
$\varnothing 10$	10	-	15	24	4	7	8	12	12	22
$\varnothing 16$	10.5	12	20	32	6	7	8	17	13	28
$\varnothing 20$	13	15	26	40	8	9	8	20	16	33
$\varnothing 25$	15	17	32	50	10	10	10	22	20	43.5
$\varnothing 32$	20	22	40	62	12	11	12	29	24	51.5

Bore	GA	GB	H	J	K	KI	L	MM	NA	NB
$\varnothing 6$	15	10	18	10	17	M3x0.5	-	M3x0.5	6	14
$\varnothing 10$	15.5	10	21	11	18	M3x0.5	-	M4x0.7	7	15
$\varnothing 16$	17	10	26	14	25	M4x0.7	5	M5x0.8	6	18
$\varnothing 20$	20	11	29	16	30	M4x0.7	7	M6x1.0	8	20
$\varnothing 25$	21.5	11.5	33	20	38	M5x0.8	8	M8x1.25	10	28
$\varnothing 32$	20.5	13	42	24	48	M5x0.8	10	M10x1.25	12	32

Bore	NN	ØP	Q	QA	R	øT	U	Y
$\varnothing 6$	M3x0.5 dp5	3.2	-	-	7	ø6 dp 4.8	10	10.5
$\varnothing 10$	M3x0.5 dp6	3.2	-	-	9	ø6 dp 4.8	10.5	11.5
$\varnothing 16$	M4x0.7 dp6	4.5	5	2.5	12	ø7.6 dp 6.5	12.5	15.5
$\varnothing 20$	M5x0.8 dp7	5.5	9	4.5	16	ø9.3 dp 8	13.5	19.5
$\varnothing 25$	M5x0.8 dp7	5.5	9	4.5	20	ø9.3 dp 9	19	24.5
$\varnothing 32$	M6x1.0 dp9	6.6	13.5	4.5	24	ø11 dp 11.5	21	30.5


FJUK $\varnothing 16 \sim \varnothing 32$



Bore	Standard type		Magnetic type	
	S	Z	S	Z
$\varnothing 6$	-	-	33	51
$\varnothing 10$	-	-	36	57
$\varnothing 16$	30	56	40	66
$\varnothing 20$	36	65	46	75
$\varnothing 25$	40	73	50	83
$\varnothing 32$	42	84	52	94

Weights (g)

Model	Standard Stroke (mm)							
	5	10	15	20	25	30	40	50
FJUKR6	33	41	44	47	50	53	-	-
FJUKR10	48	57	61	65	69	73	-	-
FJUK16	60	66	72	78	84	90	-	-
FJUKR16	85	96	102	108	114	120	-	-
FJUK20	113	124	136	148	160	172	195	219
FJUKR20	147	164	176	188	200	211	235	260
FJUK25	212	229	246	263	280	297	335	370
FJUKR25	266	288	305	322	339	356	390	424
FJUK32	331	357	383	409	435	461	513	565
FJUKR32	404	435	461	487	513	539	591	643



*Cylinders, Valves and Accessories
 Catalog #CV9*



*Pancake® II Air Cylinders
 Catalog Pan2-2*




*Square Pancake® II Air Cylinders
 Catalog #SqPan2*




*ISO 6431 Cylinders
 Catalog # FAQR-09*



Twin Rod, Non-Rotating Air Cylinders - Catalog # FDF-09 and Catalog # FDXS-09



*Multi-Power® Air Presses
 Catalog # FP16*



*Linear Slides - 6 Families
 Catalog # LS-03*



Pneumatic Grippers, Parallel Jaw and Angular Motion - Catalog # GR-8



*Pneumatic Angular Grippers
 Catalog # FKA-09*



*ISO 6432 Cylinders
 Catalog # FAE-09*



NFPA Interchangeable Air Cylinders - Catalog # NF-6




Global Series™ Metric Air Cylinders - Catalog # GC-15



*Swing Clamps
 Bulletin # SC-DB04*



*Manifold Solenoid Valves
 Catalog # FVS-Y-09*




*Air Pilot & Solenoid Valves
 Catalog # FVA-E-09*




*Modular Air Preparation System - FRLs
 Catalog # FRL-06*



*Stopper Cylinders
 Catalog # ST-SC*



*Stainless Steel Body Air Cylinders
 Catalog # SSB-03*



*Guided Motion Air Cylinders
 Catalog # FGM-10*



*Swing Clamps, Pneumatic & Hydraulic
 Catalog # FML-H*

Check out these new product lines today !